




















# architectural BRONZE CASEMENTS

## WINDOW FURNITURE

Your casements have been fitted with hand cast architectural bronze handles and stays. Cleaning with warm water prior to polishing with a good quality wax should be sufficient to keep the finish in its original condition.

As part of looking after your windows, it is advisable to oil the handles, stays, hinges and locks periodically whether the window is frequently opened or not, using commonly available copper grease, or another lubricant with an anticorrosive agent. Because of the wax finish to the casements, we do not recommend the use of WD-40 or similar lubricants.

Items marked with a \* are priced in addition to advertised frame costs.

HANDLE & BACKPLATE OPTIONS	 <p>Stamford Handle</p>  <p>Weystrode Backplate D Handle</p>  <p>Scroll Handle with Bradley Backplate</p>  <p>Plain Backplate</p>  <p>Bespoke laser-cut * backplates to any design Prices on application</p>
STAY OPTIONS	 <p>Swan Neck Stay</p>  <p>Manor Stay</p>  <p>Sliding Stay *</p>  <p>Quadilent Stay (Top hung windows only)</p>
PEG OPTIONS	 <p>Rounded Peg</p>  <p>Fleur de Lys Peg</p>
SECURITY	 <p>Hinge Pin * (Not available for Thermabronze)</p>  <p>Grub Screw and Key</p>  <p>Sliding Stay with locking * restrictor nut.</p>  <p>Locking Stay * Pin</p>  <p>Part Q Security * Device</p>
SADDLE BARS	 <p>Round Saddle Bar *</p>  <p>Square Saddle Bar *</p>  <p>Twisted Saddle Bar *</p>