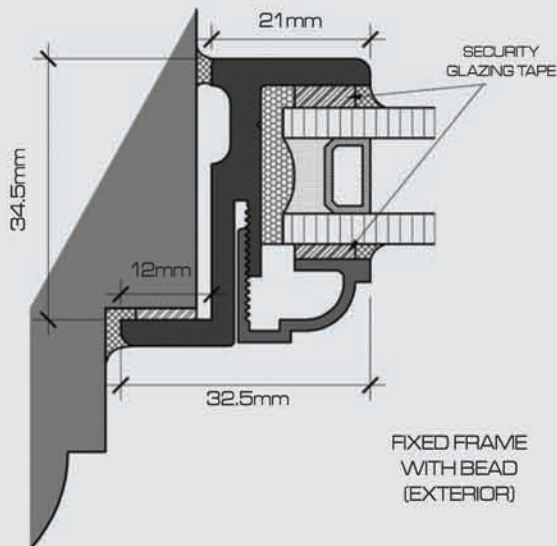
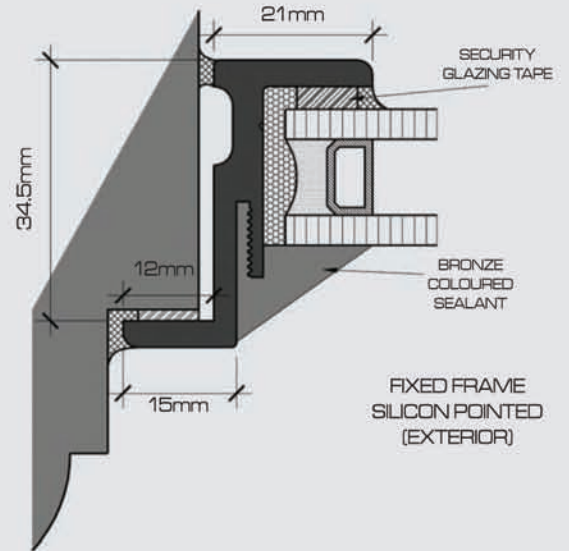
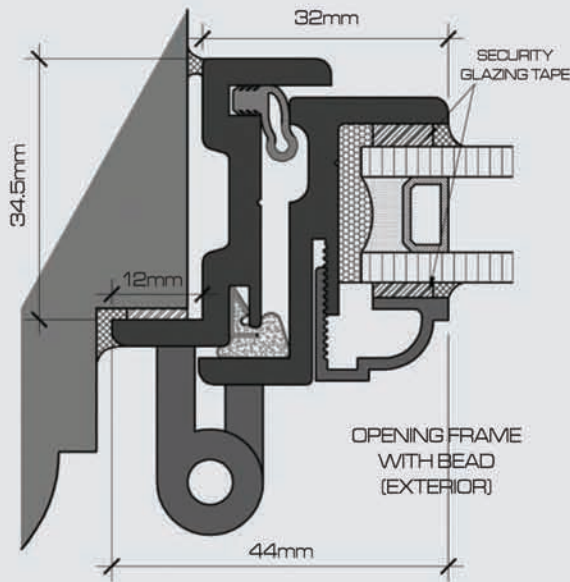


THE ADVANCED SYSTEM

SECTION THROUGH ADVANCED EXTRUSIONS ACTUAL SIZE



PERFORMANCE

All tests have been carried out on opening windows measuring 1500mm x 650mm and windows tested excluded any additional security features.

BS 6375 Part 1

Exposure categories measured in pascals

Wind	Water	Air
2000 PA	200 PA	600 PA

BS 6375 Part 2

Operational and strength characteristics | Pass

BS 7950

Enhanced security performance | Pass

Centre pane values and information relating to compliance with Building Regulations is available on request.